

# AN11079

## Contact reader ICs - TDA product support packages

Rev. 1.0 — 23 May 2011

Application note

### Document information

Info	Content
<b>Keywords</b>	Contact reader ICs, TDA8034, TDA8035, TDA8024, TDA8026, TDA8023, TDA8029, TDA8007B, Motherboard, Daughterboard, Software, EMV Level1, Payment, NDS
<b>Abstract</b>	This product gives a summary of all available product support packages for the contact reader ICs, the TDA family.



## Revision history

Rev	Date	Description
1.0	20110523	Initial version

## Contact information

For more information, please visit: <http://www.nxp.com>

For sales office addresses, please send an email to: [salesaddresses@nxp.com](mailto:salesaddresses@nxp.com)

## 1. Introduction

NXP has shipped more than 600 million reader ICs and its product architecture has become the reference standard across the industry. NXP's strength in cryptography and security has enabled smartcard readers that support the high data rates and security required by advanced applications.

NXP, the world leader in contact reader ICs, supports the Pay TV as well as POS and PC market with a series of optimized solutions that deliver high-level protection to the smartcard and the system.

### 1.1 Scope

This application note gives an overview of all product support introduced together with our contact reader ICs, such as:

- Documentation
- Development board
- Software

### 1.2 Abbreviations

These abbreviations are used in this application note.

**Table 1. Abbreviations**

Abbreviation	Meaning
SAM	Secure Application Module
HW	Hardware
SW	Software
Doc	Documentation

## 2. Contact reader IC product overview

### 2.1 Introduction

NXP, the world leader in contact reader ICs, supports the Pay TV as well as POS and PC market with a series of optimized solutions that deliver high-level protection to the smartcard and the system.

**Table 2. Overview of contact reader IC portfolio**

Product	Description	Features	Compliant	
			NDS	EMV
<b>TDA8035</b>	Latest single card interface	Wide VDD range Low power consumption in inactive mode	✓	✓
<b>TDA8034</b>	Cost efficient single card interface	Cost optimized solution Limited VDD range Low power consumption in inactive mode	✓	✓
<b>TDA8024</b>	Reference single card interface	Market proven solution for Pay TV market	✓	
<b>TDA8023</b>	Single card interface tailored for the payment market	Simple logic tailored for payment		✓
<b>TDA8026</b>	Multi (5) slot card interface for multiple SAMs/contact cards	One single IC can act as a front end for up to 5 contact cards, PCI PED compliant.		✓
<b>TDA8007B</b>	Dual card interface with embedded contact UART	Easy integration due to integrated UART.		✓
<b>TDA8029</b>	Smart card controller integrating the whole protocol layer	Very easy integration due to available protocol stack.	✓	✓

The TDA8024, TDA8034, and TDA8035 are low-cost, contact-based smartcard reader ICs that read the majority of viewing cards issued by broadcasters. They are NDS and ISO 7816 compliant, so they offer high levels of design flexibility and support all three levels of smartcard classes.

The TDA8007 is tailored for the requirements for the POS market, enabling with two frontends in addition to an included UART an easy integration into the POS reader, having the EMV L1 certification available. The TDA8023 enables due to its availability of simple logic to include easily the payment functionality into the payment reader. Several SAMs on top of the contact reader IC may be included through the TDA8026, having 5 smart card interfaces on board.

The TDA8029 includes a microcontroller on top of a UART and a smart card interface; as such the integration into existing solutions is only low effort as the protocol is handled by the contact reader IC.

### 3. Contact reader IC product support packages

#### 3.1 TDA8035 product support package

The TDA8035 is the successor of the well established integrated contact smart card reader IC TDA8024.

Table 3. TDA8035 product support package overview

Nr.	Item Name	Type	Short Description	Ordering Information
1	Daughter Board TDA8035	HW	Evaluation Board, which needs to be stacked on top of the Mother Board (see <a href="#">Fig 1 Daughter board TDA8035</a> )	It can be ordered from your sales representative over our NFC sample desk in Caen/F using the following ID : Cake8035_01_D
2	Mother Board	HW	This motherboard can be stacked together with a number of daughter boards and enables to run a SW together with your PC (see <a href="#">Fig 2 Motherboard TDA contact reader ICs</a> )	It can be ordered from your sales representative over our NFC sample desk in Caen/F using the following ID : Cake80xxMBA
3	Migration Board TDA8035	HW	This board shows the migration from TDA8024 to TDA8035 and can be used in the migration phase as a reference implementation.	It can be ordered from your sales representative over our NFC sample desk in Caen/F using the following ID : Cake8024_8035
4	AN: Design migration from TDA8024 to TDA8035	Doc	Application Note describing the steps for migration from TDA8024 to TDA8035 AN11058	Public available on website or per e-mail from your sales representative
5	AN: TDA8035 Smart Card Reader	Doc	Application Note describing features and hints to design in TDA8035 AN10997	Public available on website or per e-mail from your sales representative
6	AN: TDA8035 Demo board description	Doc	Application note describing Cake8035_01_D AN10999	Public available on website or per e-mail from your sales representative
7	TDA8035HN Smart card interface	Doc	Datasheet of the TDA8035	Public available on website or per e-mail from your sales representative
8	EMV Certification Report	Doc	EMV certification report of debugging session at FIME: N° C10RAP12-06-02	Per e-mail from your sales representative
9	TDA8035 sample	HW	TDA8035 sample	It can be ordered from your sales representative over our NFC sample desk in Caen/F using the following ID : TDA8035HN
10	Cake80xxMBA FW	SW	Firmware running on the Motherboard (see <a href="#">Fig 2 Motherboard TDA contact reader ICs</a> )	Per e-mail from your sales representative

11	SCRTester	SW	Graphical User Interface, communicating with the evaluation board together with the mother board	Available on web, specific scripts available over e-mail. No Windows7 64 bit support
----	-----------	----	--	--




Fig 1. Daughter board TDA8035




Fig 2. Motherboard TDA contact reader ICs




Fig 3. Migration board Part 1 Cake8024\_8035\_1




Fig 4. Migration board Part 2 Cake8024\_0835\_2






Fig 5. Migration board Part 3Cake8024\_8035\_3

### 3.2 TDA8034 product support package

The TDA8034 is the cost efficient contact smart card reader IC frontend within the TDA product portfolio.

Table 4. TDA8034 product support package overview

Nr.	Item Name	Type	Short Description	Ordering Information
1	Daughter Board TDA8034T	HW	Evaluation Board, which needs to be stacked on top of the Mother Board (see <a href="#">Fig 6 Daughter board TDA8034T</a> )	It can be ordered from your sales representative over our NFC sample desk in Caen/F using the following ID: Cake8034_01_D,
2	Daughter Board TDA8034HN	HW	Evaluation Board, which needs to be stacked on top of the Mother Board (see <a href="#">Fig 7 Daughter board TDA8034HN</a> )	It can be ordered from your sales representative over our NFC sample desk in Caen/F using the following ID : Cake8034_02_D
3	Daughter Board TDA8034AT	HW	Evaluation Board, which needs to be stacked on top of the Mother Board	It can be ordered from your sales representative over our NFC sample desk in Caen/F using the following ID : Cake8034_03_D
4	AN10792 for TDA8034HN	Doc	Application Note describing the smart card interface integrated circuit TDA8034HN	Public available on website or per e-mail from your sales representative
5	AN10794	Doc	Application Note describing Cake8034_01_D and Cake8034_02_D demo boards: schematics, layout and use of this boards	Public available on website or per e-mail from your sales representative
6	AN10807 for TDA8034T/AT	Doc	Application Note describing the smart card interface integrated circuit TDA8034T/AT	Public available on website or per e-mail from your sales representative
7	EMV Certification Report	Doc	EMV certification report of debugging session at FIME: N° C11RAP03-17-2	Per e-mail from your sales representative
8	TDA8034AT/C1 sample	HW	TDA8034AT sample	It can be ordered from your sales representative over our NFC sample desk in Caen/F using the following ID : 935289276000
9	TDA8034T/C1 sample	HW	TDA8034T sample	It can be ordered from your sales representative over our NFC sample desk in Caen/F using the following ID : 935288349000
10	TDA8034HN/C1 sample	HW	TDA8034HN/C1 sample	It can be ordered from your sales representative over our NFC sample desk in Caen/F using the following ID : 935288352000
11	Cake80xxMBA FW	SW	Firmware for TDA8034T/HN/AT running on the Motherboard	Per e-mail from your sales representative
12	SCRTester	SW	Graphical User Interface, communicating with the evaluation board together with the mother board	Available on web, specific scripts available over e-mail. No Windows7 64 bit support




Fig 6. Daughter board TDA8034T




Fig 7. Daughter board TDA8034HN

### 3.3 TDA8029 product support package

The TDA8029 is a smart card controller integrating the whole protocol layer.

Table 5. TDA8029 product support package overview

Nr.	Item Name	Type	Short Description	Ordering Information
1	Eval Board Cake8029_11_D	HW	Evaluation board for serial link to the host (BD9) for direct connection to a computer (see <a href="#">Fig 8 Evaluation Board TDA8029 Cake8029_11_D</a> )	It can be ordered from your sales representative over our NFC sample desk in Caen/F using the following ID: Cake8029_11_D
2	Eval Board Cake8029_12_D	HW	Evaluation Board for I <sup>2</sup> C communication to the TDA8029, has a connection to PN53 (see <a href="#">Fig 9 Evaluation Board TDA8029 Cake8029_12_D</a> )	It can be ordered from your sales representative over our NFC sample desk in Caen/F using the following ID : Cake8029_12_D
4	AN10207	Doc	Application Note describing the software implemented in both TDA8029HL/C20 and TDA8029HL/C207 masks in order to handle a communication between a system controller and a smart card.	Public available on website or per e-mail from your sales representative
5	UM10338	Doc	User manual describing the Cake8029_12_D	Public available on website or per e-mail from your sales representative
6	TDA8029Demo	SW	Microsoft Visual C++ project to demonstrate access to the Cake8029_11_D from a windows computer.	It can be ordered from your sales representative over our NFC sample desk in Caen/F using the following ID : TDA8029Demo
7	ArmTDA8029i2c Driver	SW	Source code for an ARM7core CPU to drive the TDA8029 in I <sup>2</sup> C mode together with Cake_8029_12_D	It can be ordered from your sales representative over our NFC sample desk in Caen/F using the following ID : ArmTDA8029i2cDriver
8	TDA8029HL/C207	HW	TDA8029HL/C207 sample	It can be ordered from your sales representative over our NFC sample desk in Caen/F using the following ID : 935274733000
9	SCRTester	SW	Graphical User Interface, communicating with the evaluation board together with the mother board	Available on web, specific scripts available over e-mail. No Windows7 64 bit support




Fig 8. Evaluation Board TDA8029 Cake8029\_11\_D






Fig 9. Evaluation Board TDA8029 Cake8029\_12\_D

### 3.4 TDA8026 product support package

The TDA8026 is a multi slot card interface for multiple SAMs and contact cards.

Table 6. TDA8026 product support package overview

Nr.	Item Name	Type	Short Description	Ordering Information
1	Daughter Board TDA8026	HW	Evaluation Board, which needs to be stacked on top of the Mother Board (see <a href="#">Fig 10 Daughter board TDA8026</a> and <a href="#">Fig 11 Demo TDA8026</a> )	It can be ordered from your sales representative over our NFC sample desk in Caen/F using the following ID: Cake8026_02_D
4	AN10724	Doc	Application Note describing the smart card interface integrated circuit TDA8026ET.	Public available on website or per e-mail from your sales representative
5	UM10319	Doc	User Manual describing how to use the Cake8026_02_D	Public available on website or per e-mail from your sales representative
7	EMV Certification Report	Doc	EMV certification report of debugging session at FIME: N° C11RAP03-23-3	Per e-mail from your sales representative
8	TDA8026ET/C2 sample	HW	TDA8026 sample	It can be ordered from your sales representative over our NFC sample desk in Caen/F using the following ID : 935288286000
9	Cake80xxMBA FW	SW	Firmware running on the Motherboard	Per e-mail from your sales representative
10	SCRTester	SW	Graphical User Interface, communicating with the evaluation board together with the mother board	Available on web, specific scripts available over e-mail. No Windows7 64 bit support



### 3.5 TDA8024 product support package

The TDA8024 is a low-cost, contact-based reference single card interface offering a high level of design flexibility.

Table 7. TDA8024 product support package overview

Nr.	Item Name	Type	Short Description	Ordering Information
1	Daughter Board TDA8024TT	HW	Evaluation Board, which needs to be stacked on top of the Mother Board (see <a href="#">Fig 12 Daughter board TDA8024TT</a> )	It can be ordered from your sales representative over our NFC sample desk in Caen/F using the following ID: Cake8024_11_D
2	Daughter Board TDA8024T	HW	Evaluation Board, which needs to be stacked on top of the Mother Board (see <a href="#">Fig 13 Daughter board TDA8024T</a> )	It can be ordered from your sales representative over our NFC sample desk in Caen/F using the following ID : Cake8024_12_D
3	AN10141	Doc	Application Note describing the TDA8024T and TDA8024TT	Public available on website or per e-mail from your sales representative
4	AN10265	Doc	Application Note describing DC/DC as voltage follower	Public available on website or per e-mail from your sales representative
5	TDA8024AT/C1 sample	HW	TDA8024AT/C1 sample	It can be ordered from your sales representative over our NFC sample desk in Caen/F using the following ID : 935277261000
6	TDA8024TT/C1 sample	HW	TDA8024T/C1 sample	It can be ordered from your sales representative over our NFC sample desk in Caen/F using the following ID : 935273723000
7	TDA8024T/C1 sample	Hw	TDA8024TT/C1 sample	It can be ordered from your sales representative over our NFC sample desk in Caen/F using the following ID : 935271342000
8	Cake80xxMBA FW	SW	Firmware running on the Motherboard	Per e-mail from your sales representative
9	SCRTTester	SW	Graphical User Interface, communicating with the evaluation board together with the mother board	Available on web, specific scripts available over e-mail. No Windows7 64 bit support






Fig 12. Daughter board TDA8024TT




Fig 13. Daughter board TDA8024T

### 3.6 TDA8023 product support package

The TDA8023 is a single card interface tailored for the payment market.

Table 8. TDA8023 product support package overview

Nr.	Item Name	Type	Short Description	Ordering Information
1	Daughter Board TDA8023	HW	Evaluation Board, which needs to be stacked on top of the Mother Board (see <a href="#">Fig 14 Daughter board TDA8023</a> )	It can be ordered from your sales representative over our NFC sample desk in Caen/F using the following ID: Cake8023_06_D
2	AN10267	Doc	Application Note describing the TDA8023	Public available on website or per e-mail from your sales representative
3	TDA8023TT/C1 sample	HW	TDA8023TT/C1 sample	It can be ordered from your sales representative over our NFC sample desk in Caen/F using the following ID : 935274975000
4	Cake80xxMBA FW	SW	Firmware running on the Motherboard	Per e-mail from your sales representative
5	SCRTester	SW	Graphical User Interface, communicating with the evaluation board together with the mother board	Available on web, specific scripts available over e-mail. No Windows7 64 bit support




Fig 14. Daughter board TDA8023

### 3.7 TDA8007B product support package

Dual card interface with embedded contact UART and is tailored for the requirements in the POS market.

Table 9. TDA8007 product support package overview

Nr.	Item Name	Type	Short Description	Ordering Information
1	Eval board TDA8007B	HW	Evaluation board with a serial link (DB9), microcontroller ARM7 LPC2212 (see <a href="#">Fig 15 Evaluation board TDA8007</a> )	It can be ordered from your sales representative over our NFC sample desk in Caen/F using the following ID: Cake8007_01_D
2	AN01054	Doc	Application Note describing the use of the TDA8007BHL/C2 or C3 and handles a communication between a system controller and two or three smart cards.	Public available on website or per e-mail from your sales representative
3	AN10677	Doc	Application Note describing how to do a complete reset of the TDA8007B chip without a power on/off.	Public available on website or per e-mail from your sales representative
4	EMV Certification Report	Doc	EMV certification report of debugging session at FIME: N° C11RAP03-23-2	Per e-mail from your sales representative
5	TDA8007BHL/C3 sample	HW	TDA8007BHL/C3 sample	It can be ordered from your sales representative over our NFC sample desk in Caen/F using the following ID : 935272525000
6	TDA8007BHL/C4sample	HW	TDA8007BHL/C4 sample	It can be ordered from your sales representative over our NFC sample desk in Caen/F
7	Cake8007MBA FW	SW	Firmware running on the motherboard which implements TDA8007 driver, all ISO7816 asynchronous protocols, ALPAR link to the host	Per e-mail from your sales representative
8	SCRTTester	SW	Graphical User Interface, communicating with the evaluation board together with the mother board	Available on web, specific scripts available over e-mail. No Windows7 64 bit support




Fig 15. Evaluation board TDA8007

## 4. References

---

- [1] Data sheet – TDA8035HN Smart card interface, available on NXP web or per e-mail
- [2] Data sheet – TDA8034T/AT Smart card interface, available on NXP web
- [3] Data sheet – TDA8029 Low power single card reader, available on NXP web
- [4] Data sheet – TDA8026 Multiple smart card slot interface IC, available on NXP web
- [5] Data sheet – TDA8024 IC card interface, available on NXP web
- [6] Data sheet – TDA8023 Low power IC card interface, available on NXP web
- [7] Data sheet – TDA8007BHL Multiprotocol IC card interface, available on NXP web
- [8] Application Note – TDA8035 Smart card reader, available on NXP web or per e-mail
- [9] Application Note – TDA8035 Demonstration board description, available per e-mail
- [10] Application Note – TDA8034HN Smart Card reader interface, available on NXP web or per e-mail
- [11] Application Note – TDA8034 Demonstration boards description, available on NXP web or per e-mail
- [12] Application Note – TDA8034T/AT Smart Card reader interface, available on NXP web or per e-mail
- [13] Application Note – Smart Card reader application with TDA8029 Mask07, available on NXP web or per e-mail
- [14] Application Note – TDA8026ET 5 slots smart card interface available on NXP web or per e-mail
- [15] Application Note – TDA8024 describing DC/DC as voltage follower, available on NXP web or per e-mail
- [16] Application Note – Smart Card interface using TDA8007BHL/C2/C3, available on NXP web or per e-mail
- [17] Application Note – Reset of the TDA8007B using delay pin, available on NXP web or per e-mail
- [18] Application Note – Differences between TDA8007BHLC3 and TDA8007BHL/C4, available on NXP web or per e-mail
- [19] Application Note – ARM Microcontroller + TDA8007B, available on NXP web or per e-mail
- [20] Application Note – TDA8007B CRED Issue, available on NXP web or per e-mail
- [21] User Manual – Description of the TDA8029 I2C Demo Board, available on NXP web or per e-mail
- [22] User Manual – Getting started with the TDA8026 Demo Bard, available on NXP web or per e-mail
- [23] EMV Certification Report – TDA8035 (N° C10RAP12-06-02), available per e-mail
- [24] EMV Certification Report – TDA8034 (N° C11RAP03-17-2), available per e-mail

- [25] EMV Certification Report – TDA8026 (N° C11RAP03-23-3), available per e-mail
- [26] EMV Certification Report – TDA8007 (N° C11RAP03-23-2), available per e-mail
- [27] Software – Cake80xxMBA Firmware, available per e-mail
- [28] Software – SCR Tester, available on web
- [29] Software – TDA8029 Demo, available per e-mail
- [30] Software – ArmTDA8029i2c Driver, available over NFC sample desk

## 5. Legal information

### 5.1 Definitions

**Draft** — The document is a draft version only. The content is still under internal review and subject to formal approval, which may result in modifications or additions. NXP Semiconductors does not give any representations or warranties as to the accuracy or completeness of information included herein and shall have no liability for the consequences of use of such information.

### 5.2 Disclaimers

**Limited warranty and liability** — Information in this document is believed to be accurate and reliable. However, NXP Semiconductors does not give any representations or warranties, expressed or implied, as to the accuracy or completeness of such information and shall have no liability for the consequences of use of such information.

In no event shall NXP Semiconductors be liable for any indirect, incidental, punitive, special or consequential damages (including - without limitation - lost profits, lost savings, business interruption, costs related to the removal or replacement of any products or rework charges) whether or not such damages are based on tort (including negligence), warranty, breach of contract or any other legal theory.

Notwithstanding any damages that customer might incur for any reason whatsoever, NXP Semiconductors' aggregate and cumulative liability towards customer for the products described herein shall be limited in accordance with the Terms and conditions of commercial sale of NXP Semiconductors.

**Right to make changes** — NXP Semiconductors reserves the right to make changes to information published in this document, including without limitation specifications and product descriptions, at any time and without notice. This document supersedes and replaces all information supplied prior to the publication hereof.

**Suitability for use** — NXP Semiconductors products are not designed, authorized or warranted to be suitable for use in life support, life-critical or safety-critical systems or equipment, nor in applications where failure or malfunction of an NXP Semiconductors product can reasonably be expected to result in personal injury, death or severe property or environmental damage. NXP Semiconductors accepts no liability for inclusion and/or use of

NXP Semiconductors products in such equipment or applications and therefore such inclusion and/or use is at the customer's own risk.

**Applications** — Applications that are described herein for any of these products are for illustrative purposes only. NXP Semiconductors makes no representation or warranty that such applications will be suitable for the specified use without further testing or modification.

Customers are responsible for the design and operation of their applications and products using NXP Semiconductors products, and NXP Semiconductors accepts no liability for any assistance with applications or customer product design. It is customer's sole responsibility to determine whether the NXP Semiconductors product is suitable and fit for the customer's applications and products planned, as well as for the planned application and use of customer's third party customer(s). Customers should provide appropriate design and operating safeguards to minimize the risks associated with their applications and products.

NXP Semiconductors does not accept any liability related to any default, damage, costs or problem which is based on any weakness or default in the customer's applications or products, or the application or use by customer's third party customer(s). Customer is responsible for doing all necessary testing for the customer's applications and products using NXP Semiconductors products in order to avoid a default of the applications and the products or of the application or use by customer's third party customer(s). NXP does not accept any liability in this respect.

**Export control** — This document as well as the item(s) described herein may be subject to export control regulations. Export might require a prior authorization from national authorities.

### 5.3 Trademarks

Notice: All referenced brands, product names, service names and trademarks are property of their respective owners.

**MIFARE** — is a trademark of NXP B.V.

**MIFARE Plus** — is a trademark of NXP B.V.

**MIFARE Ultralight** — is a trademark of NXP B.V.

**DESFire** — is a trademark of NXP B.V.



## 6. List of figures

---

Fig 1.	Daughter board TDA8035.....	6
Fig 2.	Motherboard TDA contact reader ICs .....	7
Fig 3.	Migration board Part 1 Cake8024_8035_1 .....	8
Fig 4.	Migration board Part 2 Cake8024_0835_2 .....	8
Fig 5.	Migration board Part 3Cake8024_8035_3 .....	9
Fig 6.	Daughter board TDA8034T.....	11
Fig 7.	Daughter board TDA8034HN.....	11
Fig 8.	Evaluation Board TDA8029 Cake8029_11_D.13	
Fig 9.	Evaluation Board TDA8029 Cake8029_12_D.13	
Fig 10.	Daughter board TDA8026.....	15
Fig 11.	Demo TDA8026 .....	15
Fig 12.	Daughter board TDA8024TT.....	17
Fig 13.	Daughter board TDA8024T.....	17
Fig 14.	Daughter board TDA8023.....	19
Fig 15.	Evaluation board TDA8007 .....	21

## 7. List of tables

---

Table 1.	Abbreviations .....	3
Table 2.	Overview of contact reader IC portfolio .....	4
Table 3.	TDA8035 product support package overview ...	5
Table 4.	TDA8034 product support package overview .	10
Table 5.	TDA8029 product support package overview .	12
Table 6.	TDA8026 product support package overview .	14
Table 7.	TDA8024 product support package overview .	16
Table 8.	TDA8023 product support package overview .	18
Table 9.	TDA8007 product support package overview .	20

## 8. Contents

---

<b>1.</b>	<b>Introduction .....</b>	<b>3</b>
1.1	Scope .....	3
1.2	Abbreviations .....	3
<b>2.</b>	<b>Contact reader IC product overview .....</b>	<b>4</b>
2.1	Introduction .....	4
<b>3.</b>	<b>Contact reader IC product support packages...5</b>	<b>5</b>
3.1	TDA8035 product support package.....	5
3.2	TDA8034 product support package.....	10
3.3	TDA8029 product support package.....	12
3.4	TDA8026 product support package.....	14
3.5	TDA8024 product support package.....	16
3.6	TDA8023 product support package.....	18
3.7	TDA8007B product support package .....	20
<b>4.</b>	<b>References .....</b>	<b>22</b>
<b>5.</b>	<b>Legal information .....</b>	<b>24</b>
5.1	Definitions .....	24
5.2	Disclaimers.....	24
5.3	Trademarks .....	24
<b>6.</b>	<b>List of figures.....</b>	<b>25</b>
<b>7.</b>	<b>List of tables .....</b>	<b>26</b>
<b>8.</b>	<b>Contents.....</b>	<b>27</b>

---

Please be aware that important notices concerning this document and the product(s) described herein, have been included in the section 'Legal information'.

---

© NXP B.V. 2011.

All rights reserved.

For more information, visit: <http://www.nxp.com>

For sales office addresses, please send an email to: [salesaddresses@nxp.com](mailto:salesaddresses@nxp.com)

Date of release: 23 May 2011

Document identifier: AN11079